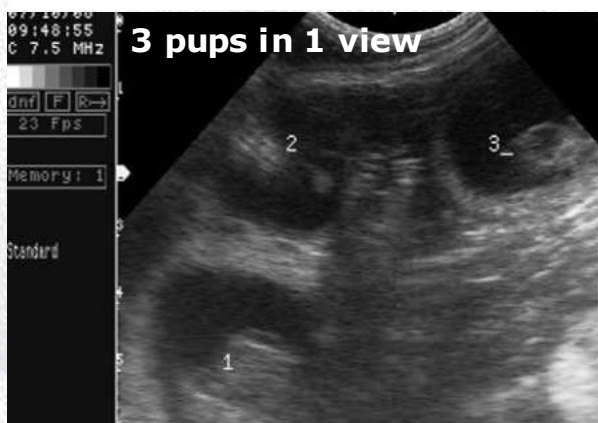
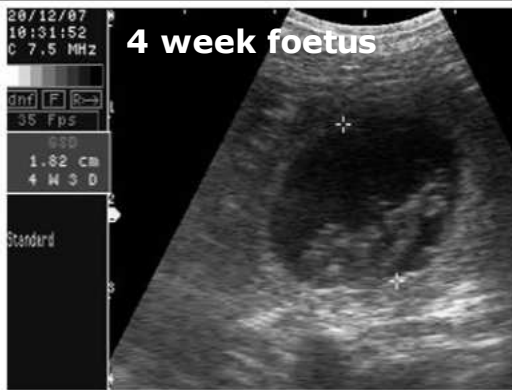


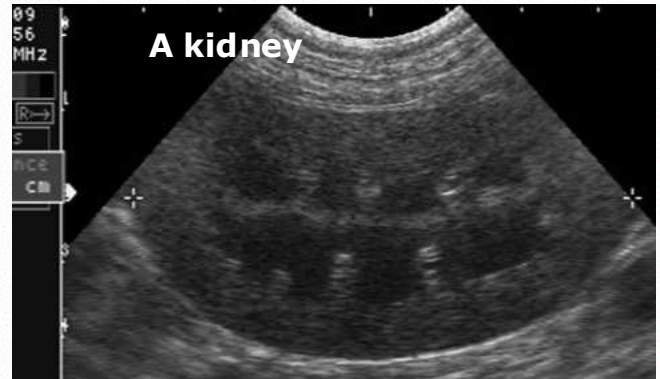
## Pregnancy:

**Ultrasound** can reliably detect pregnancy after 25 days in dogs and cats; it is also useful in assessing the health of puppies and kittens when cats and dogs are in labour.



## Abdominal Organs:

The liver, kidneys, spleen, bladder and gut are routinely checked when scanning the abdomen. We routinely use ultrasound to look for tumours and blockages of the intestines.



The bright curved line is a bladder stone

## The Heart:

Heart problems are common in both cats and dogs. Without ultrasound it is often impossible to know exactly what is going on inside the heart and what treatment is required. We can check heart size and function.

